



# **GENDER SCORECARD 2024**

## **INTERNATIONAL COURTS AND TRIBUNALS**



**Women's Excellence in Law & Leadership (WELL)**



**The Gender Scorecard is freely accessible on the website  
[www.africanwomeninlaw.com](http://www.africanwomeninlaw.com)**

**We authorize our website visitors to read, download, and  
reproduce the material provided the Institute for African  
Women in Law is acknowledged as the source.**

**Institute for African Women in Law.  
All rights reserved.**

**Copyright © 2024**



# AT-A-GLANCE



## WHAT

Statistics on the representation of African women in international courts and tribunals.



## WHO

African women in International Courts.



## SOURCE

Publicly available data on the websites of the courts profiled.



## GENDER

Visual gender representation of the binary male and female and not the self-identified gender identity of the individuals.

# AT - A-GLANCE

7

INTERNATIONAL COURTS



98

JUDGES



33

FEMALE



65

MALE



21

AFRICAN WOMEN JUDGES



36

AFRICAN MALE JUDGES





# Executive Summary



The Gender Scorecard provides statistics on the representation of women in international and regional courts across the globe. Men have traditionally dominated the legal field, and this has been reflected in the underrepresentation of women in many courts around the world. In most African courts, African women judges currently holding positions are pioneers, breaking new ground in their roles. In contrast, in international courts, the legal community has consistently acknowledged and empowered African women in law, granting them opportunities to serve on the international benches.

This IAWL Gender Scorecard evaluates the progress and challenges associated with the representation of African women judges in international courts across the globe. It provides a statistical overview of the state of African women law in these courts, providing a much-needed evaluation of gender representation.

The recent achievements of African women in various international spheres have been truly remarkable. Despite the significant steps forward, there are still significant gaps to be addressed before African women reach parity with their male counterparts in international court representation. This executive summary takes a close look at the successes, concerns, and essential next steps required for African women's judicial equality.

The project featured seven international and regional courts, four on the African continent and three in other parts of the world.

The African Court on Human and Peoples' Rights exhibits a relatively balanced representation of genders. This is commendable, as a balanced gender representation helps bring diverse perspectives to the decision-making process. The gender imbalance of the two divisions of the COMESA Court of Justice and the East African Court of Justice is concerning, and both courts are called to prioritize gender parity. The International Criminal Court (ICC) and the Mechanism for International Criminal Tribunals (MICT) commendably promote gender parity, and in the case of the ICC, three of its four African judges are women. Despite these triumphs, there is still a significant underrepresentation of women in the International Court of Justice (ICJ), as only one African woman serves on this Court.

# Executive Summary



In our Women in Law and Leadership Reports (2023), we outline various factors that play a role in the gender gap within judiciaries, such as lack of support systems and mentorship and negative stereotypes of women. These reports further recommended that for women to overcome these challenges, certain interventions, including the following, must be considered and implemented:

- Advocacy by civil society groups for female nominees,
- Targeted skills development, leadership training, and mentorship,
- Enforce constitutional and legal instruments on equality.

The Gender Scorecard project is a critical step towards IAWL's vision of enhancing gender equality in law. The findings of this project inform our understanding of gender imbalances in international courts and allow us to create essential initiatives to advance the cause of African women in law. This Scorecard is a foundational document for further initiatives to support the advancement of women judges in international courts and an important tool in implementing gender-inclusive strategies into the composition of courts worldwide.

The information used for this project was collected through desktop research from publicly available data on the courts' websites and information from our networks.

**EXECUTIVE DIRECTOR**

# TABLE OF CONTENTS



## 01

### At A Glance

ii

## 02

### Executive Summary

iii

## 03

### African Women in International Courts

01

- African Court on Human and People's Rights (ACHPR) 02
- COMESA Court of Justice 03
- ECOWAS Court of Justice 05
- East African Court of Justice (EACJ) 06
- International Criminal Court (ICC) 08
- International Court of Justice (ICJ) 10
- Mechanism for International Criminal Tribunal (MICT) 12

## 04

### Current and Former Women Judges

14

- African Court on Human and People's Rights (ACHPR) 15
- COMESA Court of Justice 18
- ECOWAS Court of Justice 21
- East African Court of Justice (EACJ) 24
- International Criminal Court (ICC) 27
- International Court of Justice (ICJ) 30
- Mechanism for International Criminal Tribunal (MICT) 31

AFRICAN WOMEN IN  
INTERNATIONAL  
COURTS

**SCORECARDS**



# International Courts and Tribunals 2023

## Featured Court

### AFRICAN COURT ON HUMAN AND PEOPLES' RIGHTS

Total number of judges - 11



# International Courts and Tribunal 2023

## Featured Court

### COMESA COURT OF JUSTICE

Total number of judges - 12



## FIRST INSTANCE DIVISION

Total number of judges - 7



## APPELLATE DIVISION

Total number of judges - 5





# International Courts and Tribunals 2023

## Featured Court

### ECOWAS COURT OF JUSTICE

Total number of judges - 5



1/5 (20%)



4/5 (80%)



# International Courts and Tribunals 2023

## Featured Court

### EAST AFRICAN COURT OF JUSTICE

Total number of judges - 12




1/12 (8%)



11/12 (92%)

## FIRST INSTANCE DIVISION

Total number of judges - 7




0/7 (0%)



7/7 (100%)

## APPELLATE DIVISION

Total number of judges - 5



1/5 (20%)



4/5 (80%)

# International Courts and Tribunals 2023

## Featured Court

### INTERNATIONAL CRIMINAL COURT


Total number of judges - 18





## AFRICA GROUP

Total number of judges - 4



3/4 (75%)



1/4 (25%)

# International Courts and Tribunals 2023

## Featured Court

### INTERNATIONAL COURT OF JUSTICE

Total number of judges - 15



## AFRICA GROUP

Total number of African judges - 3



# International Courts and Tribunals 2023

## Featured Court

### MECHANISM FOR INTERNATIONAL CRIMINAL TRIBUNALS (MICT)

Total number of judges - 25



# International Courts and Tribunals 2023

## Featured Court

### MECHANISM FOR INTERNATIONAL CRIMINAL TRIBUNALS (MICT): AFRICA GROUP

Total number of African judges - 10





AFRICAN WOMEN IN  
INTERNATIONAL  
COURTS

**CURRENT & FORMER JUDGES  
(WOMEN)**



# CURRENT JUDGES (WOMEN)



## AFRICAN COURT ON HUMAN AND PEOPLES' RIGHTS



**Lady Justice Imani Daud Aboud**  
TANZANIA



**Justice Ntyam Ondo Mengué**  
CAMEROON



**Hon. Lady Justice Tujilane Rose  
Chizumila**  
MALAWI



**Hon. Lady Justice Bensaoula  
Chafika**  
TANZANIA



**Lady Justice Stella  
Isibhakhomen Anukam**  
NIGERIA



# FORMER JUDGES (WOMEN)



## AFRICAN COURT ON HUMAN AND PEOPLES' RIGHTS

#	Name	Country of Origin	Years served	Position(s) held
1	Justice Kelello Justina Mafoso-Guni	Kindgom of Lesotho	2006-2010	N/A
2	Justice Sophia A. B. Akuffo	Ghana	2008-2014	Vice President- 2008-2012) President (2012- 2014)
3	Justice Elsie Nwanwuri Thompson	Nigeria	2010-2016	N/A
4	Justice Solomy Balungi Bossa	Uganda	2014-2020	N/A
5	Justice Mukamulisa Marie Thérèse	Rwanda	2016-2022	N/A



# FORMER JUDGES (WOMEN)



## AFRICAN COURT ON HUMAN AND PEOPLES' RIGHTS

**20**

Total number of former  
Judges

**5**

Total number of female  
Judges

**25%**

**15**

Total number of male  
Judges

**75%**

## COMESA COURT OF JUSTICE



**Hon. Lady Justice Lombe P.  
Chibesakunda**  
ZAMBIA



**Hon. Lady Justice Salohy  
Randrianarisoa**  
MADAGASCAR



**Hon. Lady Justice Qinisile Mabuza**  
ESWATINI



**Hon. Lady Justice Mary Kasango**  
KENYA



**Hon. Lady Justice Clotilde  
Mukamurera**  
RWANDA

## COMESA COURT OF JUSTICE

#	Name	Country of Origin	Years served	Position(s) held
1	Justice Hortense Rabenjarivelo	Madagascar	2005 -2013	N/A





# FORMER JUDGES (WOMEN)



## COMESA COURT OF JUSTICE

12

Total number of former  
Judges

1

Total number of female  
Judges

8%

11

Total number of male  
Judges

92%



# CURRENT JUDGES (WOMEN)



## ECOWAS COURT OF JUSTICE



**Honorable Justice Dupe Atoki**  
**NIGERIA**

Currently the only female judge at the Court of Justice of the Economic Community of West African States (ECOWAS), making female representation at the court 20%.





# FORMER JUDGES (WOMEN)



## ECOWAS COURT OF JUSTICE

#	Name	Country of Origin	Years served	Position(s) held
1	Hon. Justice Awa Nana Daboya	Togo	2001 - 2009	N/A
2	Hon. Justice Hansine N. Donli	Nigeria	2001-2009	President (2001-2007)
3	Hon. Justice Amina Mallé Sanogo	Mali	2001-2009	President (2007-2009)
4	Hon. Justice Clotilde Médégan Nougbodé	Benin	N/A	N/A
5	Hon. Justice Maria Do Ceu Silva Monteiro	Guinea Bissau	2014-2018	President (June 2014 – June 2016)



# FORMER JUDGES (WOMEN)



## ECOWAS COURT OF JUSTICE

**18**

Total number of former  
Judges

**5**

Total number of female  
Judges

**28%**

**13**

Total number of male  
Judges

**72%**

## EAST AFRICAN COURT OF JUSTICE



**Hon. Lady Justice Anita Mugeni**  
RWANDA

Lady Justice Anita Mugeni is the only female judge at the Appellate Division of the East African Court of Justice. Female representation at the East African Court of Justice is currently at a low percentage of 8%.



# FORMER JUDGES (WOMEN)



## EAST AFRICAN COURT OF JUSTICE

#	Name	Country of Origin	Years served	Position(s) held
1	Justice Stella Arach Amoko	Uganda	2006 - 2013	Deputy Principal Judge 2008 - 2013
2	Judge Solomy Balungi Bossa	Uganda	2001-2006	N/A
3	Lady Justice Monica Kalyegira Mugenyi	Uganda	2013 - 2020	Principal Judge 2015 - 2020*
4	Judge Emily Kayitesi	Rwanda	2008 - 2013	N/A
5	Lady Justice Saudi Mjasiri	Tanzania	2019- 2023	N/A



# FORMER JUDGES (WOMEN)



## EAST AFRICAN COURT OF JUSTICE

**27**

Total number of former  
Judges

**5**

Total number of female  
Judges

**19%**

**22**

Total number of male  
Judges

**81%**

## INTERNATIONAL CRIMINAL COURT AFRICA



**Judge Miatta Maria Samba**  
SIERRA LEONE



**Judge Solomy Balungi Bossa**  
UGANDA



**Judge Reine Alapini-Gansou**  
BENIN

Although African judges make up only four (22%) of the 18 judges at the International Criminal Court (ICC), female African judges make up three of the four, meaning African women comprise 75% of African representation at the ICC. This percentage is impressive and shows that African women are increasingly being given the same opportunities as their male counterparts in the legal system.



# FORMER JUDGES (WOMEN)



## INTERNATIONAL CRIMINAL COURT AFRICA

#	Name	Country of Origin	Years served	Position(s) held
1	Judge Sanji Monageng	Botswana	2009-2018	N/A
2	Judge Fatoumata Dembele Diarra	Mali	2003-2014	N/A
3	Judge Navanethem Pillay	South Africa	2003-2012	N/A
3	Judge Akua Kuenyehia	Ghana	2003-2015	N/A
4	Judge Joyce Aluoch	Kenya	2009 - 2018	N/A



# FORMER JUDGES (WOMEN)



## INTERNATIONAL CRIMINAL COURT AFRICA

35

Total number of former  
Judges

7

Total number of African  
Judges

5

Total number of female  
African Judges

71%

2

Total number of male  
African Judges

29%





# CURRENT JUDGES (WOMEN)



## INTERNATIONAL COURT OF JUSTICE AFRICA GROUP



**Judge Julia Sebutinda**  
**UGANDA**

Out of three African judges serving on the International Court of Justice, Judge Julia Sebutinda is the only female judge, making the African - female representation at the court 33%.

She is also the first African woman judge to serve on the International Court of Justice and to serve as Vice President of the Court.

## MECHANISM FOR INTERNATIONAL CRIMINAL TRIBUNALS (MICT)

### AFRICA GROUP



**Judge Aminatta Lois Runeni**  
N'gum  
THE GAMBIA



**Judge Fatimata Sanou Touré**  
BURKINA FASO



**Judge Prisca Matimba Nyambe**  
ZAMBIA



**Judge Florence Rita Arrey**  
CAMEROON



# FORMER JUDGES (WOMEN)



## MECHANISM FOR INTERNATIONAL CRIMINAL TRIBUNALS (MICT)

### AFRICA GROUP

#	Name	Country of Origin	Years served	Position(s) held
1	Judge Solomy Balungi Bossa	Uganda	2012 - 2018	N/A
2	Judge Elizabeth Ibanda-Nahamya	Uganda	2018 - 2023	N/A



# FORMER JUDGES (WOMEN)



## MECHANISM FOR INTERNATIONAL CRIMINAL TRIBUNALS (MICT) AFRICA GROUP

10

Total number of former  
Judges

5

Total number of African  
Judges

2

Total number of female  
African Judges

40%

3

Total number of male  
African Judges

60%



## Disclaimer

We recognize that gender is socially constructed and the meaning of the term "gender" varies between societies and changes over time. While acknowledging expansive gender identities, this project uses the binary division of male and female to classify the representation of men and women on the scorecards.

For this project, we use the visual gender representation of the binary male and female and not the self-identified gender identity of the individuals.

The Gender Scorecard presents data collected at the end of February 2024. Therefore, some of the information presented may not reflect the updated numbers after the data were collected.

# THE IAWL GENDER SCORECARD 2024



**Visit us at:**  
**[africanwomeninlaw.com](http://africanwomeninlaw.com)**

**Follow IAWL on:**

**Twitter**  
**LinkedIn**  
**YouTube**  
**WhatsApp**  
**Instagram**



Copyright © 2024  
Institute for African Women in Law  
All Rights Reserved